






LED downlight 6W 15° Inclined "KOPPA".

The inclined LED downlight "KOPPA" of 6W provides precise and decorative lighting with a light angle of 15°. Equipped with a high-quality COB CREE chip and integrated LIFUD driver, it ensures efficient performance without glare. Ideal for homes and businesses looking to highlight objects and create cozy environments. 6W 230V ≈65mm 70mm COB CREE 15° IP20



Product data	
Housing color	White, Black
Light temperature	2700°K, 4000°K
Beam angle (°)	15°
Certs	CE, ROHS
CRI	80-85
Form	Circular
Warranty	According to legal warranty: 3 years
Power (W)	6
Nominal Voltage (V)	220 - 240 V AC

Product variants

Reference	Attributes	
MODI6-15-B-2700	Housing color: White, Light temperature : 2700°K	
MODI6-15-B-4000	Housing color: White, Light temperature : 4000°K	
MODI6-15-N-2700	Housing color: Black, Light temperature : 2700°K	
MODI6-15-N-4000	Housing color: Black, Light temperature : 4000°K	