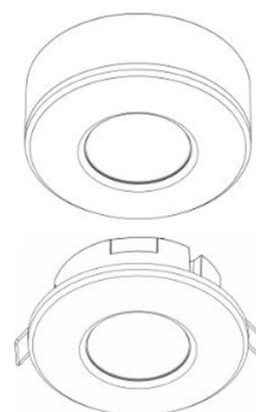


2 IN 1 Microwave Motion Sensor (Surface/Recessed) 360

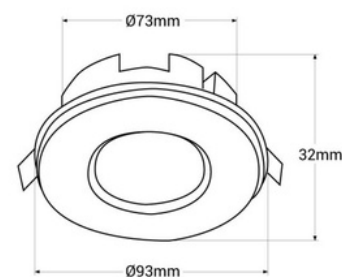
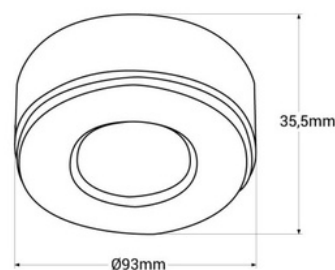
Ref. SP41B

The microwave motion sensor allows you to save energy as it can turn the LED lights on and off automatically. This sensor is a 2-in-1, it can be mounted both on the surface and recessed. The motion sensor detects when someone enters its field, with a detection range of 6 meters and a detection angle of 360 degrees. One of the great features of the sensor is that it detects light both at night and during the day, allowing for more effective use of LED lighting energy. IP20 protection rating, for indoor use only.



Product data

Detection angle (°)	360
Certs	CE, ROHS
Dimensions (mm) LxWxH	Ø93 x 32
Cutting dimensions (mm)	Ø73
Frequency (Hz)	50 - 60
Frequency of Use	Intensive
Guarantee	According to legal warranty: 3 years
IP	IP20
Material	Polycarbonate
Detection range (m)	6
Temperature range	-20°F ~ +40°F
Sensor	Yes
Nominal Voltage (V)	220 - 240 V AC
Outdoor Use	No



Product variants

Reference

Attributes

SP41B

