


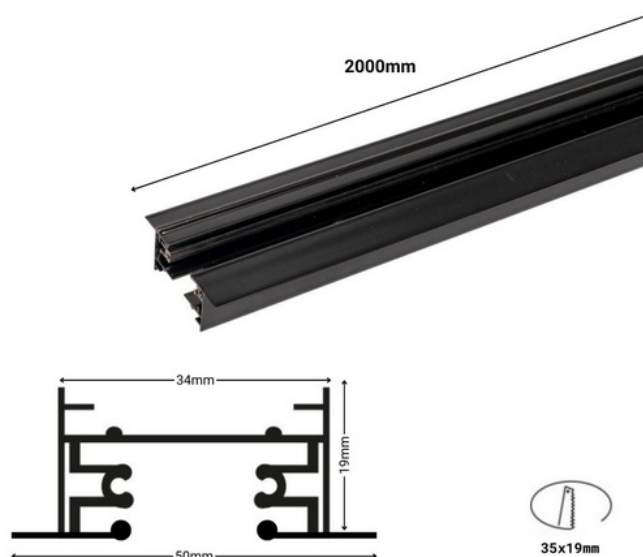
## Single-phase recessed track for LED spotlights - 2 meter bar

2-meter strip of single-phase track for flush mounting. The track comes with the necessary fittings and mounting hardware, and can be cut to the desired length. Its design includes two outer flanges as decorative elements, concealing any imperfections in the ceiling and sitting flush with the surface. \*\* Includes start feeder and end cap \*\*  
Tension: 220-240 V Dimensions: 2000x50x19mm. IP20




### Product data

Housing color	White, Black
Certs	CE, ROHS
Dimensions (mm) LxWxH	2000x50x19
Guarantee	According to legal warranty: 3 years
Maximum intensity (A)	6
IP	IP20
Assembly	Recessed
Maximum power (W)	1000
Nominal Voltage (V)	220 - 240 V AC
Track Type	Single-phase
Outdoor Use	No



Product variants

Reference	Attributes	
BTME-200-B	Housing color: White	
BTME-200-N	Housing color: Black	