



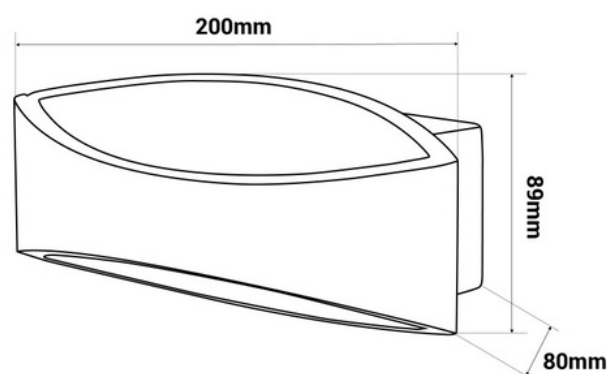
Bi-directional LED wall light - IP20 - 3000K - 6W

Bidirectional wall sconce made of aluminum with high-quality finishes. It features an elegant and contemporary design that easily complements various decorative styles. It features an integrated 6W LED light that provides dual-sided lighting in a warm white tone (3000K). This modern line applique is ideal for adding a touch of style to any indoor space, providing decorative and cozy lighting. Available in black and white colors.





Product data

| | |
|-----------------------|---------------------------------------|
| Housing color | White, Black |
| Certs | CE, ROHS |
| CRI | 85-90 |
| Dimensions (mm) LxWxH | 200 x 89 x 80 mm |
| Frequency (Hz) | 50 - 60 |
| Warranty | According to legal warranty: 3 years |
| IP | IP20 |
| Lumens (Lm) | 570 |
| Material | Aluminum |
| Assembly | Surface |
| Power (W) | 6 |
| Nominal Voltage (V) | 220 - 240 V AC |
| Type of LED | SMD 2835 |
| Outdoor Use | No |
| Recommended Use | Bedrooms, Hotels, Living room, Stairs |



Product variants

| Reference | Attributes | |
|-----------|----------------------|--|
| LN1579-B | Housing color: White |  <div> 6W LED IP20 </div> |
| LN1579-N | Housing color: Black |  <div> 6W LED IP20 </div> |